


1. In your browser type: **web.lumiagm.com** alternatively scan the QR Code




2. Enter meeting ID: **132-754-124**


3. Select your capacity

4. Enter Username & Password


Enter Meeting ID

118-291-135




Username
Password

ACCESS TO THE LUMI AGM PLATFORM

1. Visit <https://web.lumiagm.com> on your smartphone, tablet or computer. Alternatively, scan the QR code with your mobile device




2. Enter the meeting ID:

179-868-595

(do not type the "-" in between the numbers)




3. Select **I'm a Member** if you have username & Password



4. Enter your username & password as given to you by meeting organiser.



PARTICIPATING IN THE MEETING

- Once the voting has opened, the polling icon  will appear on the navigation bar of the screen.
- To vote, select your voting direction from the options shown on screen. A confirmation message will appear to show your vote has been received.

